



**KHSAA TITLE IX  
ANNUAL REPORT SUBMISSION  
STATUS REPORT  
2007-2008**

KHSAA  
Form T65  
Revised 3/08

TO: KHSAA Member School Superintendents, Principals, and Athletic Directors

FROM: Brigid L. DeVries, Commissioner  
Larry Boucher, Assistant Commissioner

Date: 4-30-2008

School	Apollo High School	Reviewed by	Reba Woodall
--------	--------------------	-------------	--------------

The following is a status report regarding the required 2007 - 2008 Title IX Annual Report submission of forms due into the KHSAA office by April 15, 2008. Appropriate KHSAA Audit Team personnel have reviewed these forms and the following is a summary of this review.

I. Checklist of Forms properly submitted in a satisfactory manner:

<input checked="" type="checkbox"/>	GE 19 (Annual Verification)		T-35 (Budget Expenses)
<input checked="" type="checkbox"/>	T-1 (Summary Program Chart 1)	<input checked="" type="checkbox"/>	T-36 (Budget Expenses)
<input checked="" type="checkbox"/>	T-2 (Summary Program Chart 2)	<input checked="" type="checkbox"/>	T-41 (Checklist – Overall Interscholastic Program)
<input checked="" type="checkbox"/>	T-3 (Summary Program Chart 3)	<input checked="" type="checkbox"/>	T-60 (Corrective Action Plan)
<input checked="" type="checkbox"/>	T-4 (Summary Program Chart 4)		T-63 (Interscholastic Survey Results)

II. Status

A		2007 – 2008 Forms are satisfactory and no further information or action is necessary at this time.
B	<input checked="" type="checkbox"/>	Errors have been noted with respect to the following forms: 1. Total left off T-63; corrected copy sent to school for placement in the 2007-2008 Annual Report. 2. Incorrect number for girls' basketball on T-35. Corrected copy sent to school for placement in the 2007-2008 Annual Report.
C		The following forms were omitted and must be submitted by school representatives.
D	<input checked="" type="checkbox"/>	According to the 2007-2008 data, the school appears to be meeting the standards established in: <input type="checkbox"/> Test 1 (Athletic participation is proportionate to enrollment) <input type="checkbox"/> Test 2 (History and continuing practice of program expansion) <input checked="" type="checkbox"/> Test 3 (Full and effective accommodation of interests and abilities)
E	<input checked="" type="checkbox"/>	Other Recommendation and Comments: 1. KHSAA recommends parents be members of the Gender Equity Committee. 2. Continue monitoring spending. The spending difference between male and female athletes is \$92. Work to keep this below \$100. 3. Thank you for sending the meeting date explanation, and for a good report.



2007-2008 INTERSCHOLASTIC  
ATHLETICS SURVEY  
Summary of Student Responses

KHSAA  
Form T63  
Rev.12/07

School Name: Apollo High School  
Enrollment (9-12 Grade): 1387 (SHOULD AGREE WITH FORM T-1, COLUMN 1, ROW 3)  
Number of 9-11 Grade Students Surveyed: 1,054  
Number of 8<sup>th</sup> Grade Students Surveyed: 302  
Date: April 11, 2008  
Completed By: Jon Boultinghouse

**Instructions:**

1. Summarize the Student Athletics Interest Surveys Form T-61 by listing the total number of responses on the line next to each sport.
2. Under the Other Category please provide a listing of the sports as well as the number of students who are interested in participating.
3. Please sign and date this Summary Form (T-63) and mail this Summary Form only to the KHSAA by April 15, 2008. Do not mail the student surveys (Form T-61). However, these Forms should be maintained in your files in the event they are requested subsequently.

1,689 Number of Surveys  
1,444 Total Returned (*A minimum of 80% return is expected*)  
8-12 Grades Surveyed (*Should be grades 9-11 and 8<sup>th</sup> grade if school has a feeder system*)

How Was The Survey Administered? Given in 1<sup>st</sup> White Block Class  
(e.g. was it given in all English classes, or all home rooms, or advisee/advisor?)

**KHSAA Sanctioned Fall Sports** (*List Total Number of Participation Responses*)

49 Cross Country (Girls)  
60 Cross Country (Boys)  
229 Football (Boys)  
43 Golf (Girls)  
53 Golf (Boys)  
140 Soccer (Girls)  
73 Soccer (Boys)  
149 Volleyball (Girls)

**2007-2008  
ACTUAL EXPENDITURES - PROGRAM COMPARISON CHART 1  
TO INCLUDE BOOSTER CLUB FUNDING**


	equipment and supplies		travel		awards		coaches' salaries (to include supplemental and extended employment; dollar amount required)			facilities improvements			publications (if sport-specific)	
	Expenditures		Expenditures		Expenditures		Expenditures			Expenditures			Expenditures	
	School	Booster	School	Booster	School	Booster	School	# Coaches for all levels / # Teams for all levels	School	Booster	School	Booster	School	Booster
G basketball	\$9,157		\$3,142		\$39		\$26,549	5						
B basketball	\$15,365		\$6,020		\$498		\$24,451	5						
G softball	\$11,606		\$3,175		\$248		\$10,783	3						
B baseball	\$11,662		\$11,576		\$495		\$10,783	3		\$4,363				
G cross country	\$2,443		\$ 871		\$667		\$2,455	1						
B cross country	\$3,841		\$1,903		\$427		\$2,455	1						
G golf	\$1,836		\$ 153		\$ 15		\$2,455	1						
B golf	\$2,518		\$ 178		\$ 126		\$2,455	1						
G soccer	\$6,998		\$ 622		\$376		\$10,166	4						
B soccer	\$4,737		\$ 51		\$143		\$9,828	3						
G swimming	\$ 688		\$467		\$131		\$2,455	1						
B swimming	\$ 688		\$467		\$131		\$2,455	1						

1. Total expenditures on T-35 and T-36 on the 2007-2008 year report due by April 15, 2008, should reflect the total monies spent (rounded off to nearest dollar) for the entire-school year of 2006-2007 ending June 30, 2007.

2. Booster Club Funding/Contributions must be included in the above expenditures total. (Note: It is illegal for coaches to be paid by Booster Clubs - Reference KHSAA Bylaw 27)

Principal's Signature: 

Date: April 14, 2008



# Apollo High School

Thomas Purcell, Principal  
2280 Tamarack Road  
Owensboro, KY 42301  
(270)852-7100 Fax (270)852-7110  
www.ahs.deps.org

*"Always an Eagle Family"*

Assistant Principals  
Tommy Burrough, Stan Scott

Counselors  
Keith Johnson, Kathleen Kreke  
Shawn Tomes, Jan Young



April 14, 2008

To: Commissioner Larry Boucher

From: Jon Boultinghouse, Apollo Athletic Director & Title IX Coordinator

RE: Apollo's 2007-2008 Title IX Annual Report


Mr. Boucher,

Enclosed you will find the 2007-2008 Title IX self audit for Apollo High School. Everything is complete and in good order. However, I want to take a moment to address a couple of items.

First, on forms T-35 and T-36 (actual expenditures) you will notice that no dollar values were inserted for the "Booster" columns. The reason for this has to do with how Apollo Athletics and how the Athletic Booster Club is organized.

First, there is only one athletic booster club at Apollo. (Individual sports are not allowed to have their own booster clubs specific to their team.) Its account is operated through the Apollo High School bookkeeper. The sole function of the Apollo Athletic Booster Club is to raise money for the overall athletic budget which is \$102,000. This \$102,000 funds all 19 sports as well as the cheer and dance teams. The Apollo Athletic Booster Club raises money by running all concessions at all sporting events, booster club memberships, and the annual Chili Supper. **EVERY DOLLAR** that the Apollo Athletic Booster Club raises goes directly towards meeting the overall athletic budget of \$102,000. The Apollo Athletic Booster Club does not make individual purchases for any sport. Therefore, there are no expenditures to report for any sport from the Apollo Athletic Boosters.

It should be noted that each sport may supplement the budget provided by Apollo via a maximum of two fundraisers. The fundraisers are conducted at the discretion of the head coach. Parents and/or other "boosters" do not have the ability to choose to conduct a fundraiser. Some sports conduct two, some one, and others choose not to have a fundraisers




# Apollo High School

Thomas Purcell, Principal  
2280 Tamarack Road  
Owensboro, KY 42301  
(270)852-7100 Fax (270)852-7110  
www.ahs.dcps.org

*"Always an Eagle Family"*

Assistant Principals  
Tommy Burrough, Stan Scott

Counselors  
Keith Johnson, Kathleen Kreke  
Shawn Tomes, Jan Young



at all. All money raised in these fundraisers goes directly into the respective sport's account. According to Daviess County Public School Board Policy, any fundraiser must be approved by the school board and have a specific stated purpose for those monies raised prior to a fundraiser being conducted. The fundraising dollars – whether used for travel, equipment, uniforms, facility improvements, or basic day-to-day operations – go directly into the individual sport's account and are spent at the discretion of the coach. Since the fundraising dollars are put into each sport's account at Apollo, this money was reported as school expenditures as well.

Finally, I am obligated to bring to your attention the lateness of Apollo's Title IX meetings for the 2007-2008 school year. At Apollo, we take great pride in supporting male and female athletics equitably. During my 8 year tenure as athletic director, we have made great strides in equalizing funding and facilities. At Apollo, we are deeply committed to the core values of Title IX of equitable opportunity in athletic competition. In my opinion, Apollo High School borders on becoming a model school when it comes to supporting female athletics.

That being said, I do not wish for the individual(s) reviewing this report to get the false impression that Title IX is an unimportant issue at Apollo because the meetings were held so late in the year. Compliance to Title IX is a daily part of how I and Apollo Principal Tom Purcell make decisions. We are committed to the core values of Title IX and what it represents to making athletic opportunities equitable between the genders. As Title IX coordinator at Apollo, it is my duty to schedule our Title IX meetings, and I failed miserably this year. I can use having a new baby at home as an excuse. . . but that is all it is . . . a poor excuse.

Please know that this issue has been firmly addressed by Apollo Principal Tom Purcell, and it will not happen again.

Respectfully submitted,

Jon Boultinghouse

Apollo Athletic Director & Title IX Coordinator



**KENTUCKY HIGH SCHOOL ATHLETIC ASSOCIATION  
2007-2008 ANNUAL VERIFICATION OF TITLE IX PROCEDURES**

*KHSAA Form GE19  
Rev.12/07*

(To be submitted by April 15, 2008 along with other required forms)

The **Apollo** High School, **Owensboro**, Kentucky  
(Name of High School) (City)

certifies to the Kentucky High School Athletic Association that the following is an accurate and true representation of the facts surrounding compliance with 20 U.S.C. Sections 1681-1688, et. Seq. (also known as Title IX)

**I certify the following provisions in accordance with records at the school contained in the permanent Title IX file, at least one copy of which must be maintained in the Principal's office, and to the best of my knowledge have completed the following tasks.**

Established a gender equity committee at the high school. (list committee personnel and provide attachment if necessary)

Name	Address	Phone	Title
(Supt., Principal, Student, Parent, Coach, Etc.)			

<b>See Attached List</b>

Scheduled a minimum of three meetings during the 2007-2008 school year on the following dates:

<b>April 7, 2008</b>
<b>April 9, 2008</b>
<b>April 14, 2008</b>

Designated the following person(s) as the Title IX coordinator for the school:


Name	Title	Address	Phone
<b>Jon Boultinghouse</b>	<b>Athletic Director</b>	<b>2007 Griffith Place West Owensboro, KY 42301</b>	<b>(270) 684-1310</b>


Designated the following person(s) as the Title IX coordinator for the district:

Name	Title	Address	Phone
<b>Mark Owens</b>	<b>Dir of Personnel</b>	<b>Daviess. Co. Public Schools</b>	<b>(270) 852-7000</b>


School personnel are continuing to make periodic reviews of the boys' and girls' athletics program reflected in the Corrective Action Plan.

In addition to the above information, the above referenced school maintains a complete permanent file relative to Title IX records including copies of the self-assessment audit, all corrective action plans, and other related materials.

  
Principal's Signature

  
Superintendent Signature

April 14, 2008  
Date

  
School Board Chairpersons' Signature

*(Send original copy to KHSAA - Maintain duplicate in Title IX school folder)*



**2007-2008**  
**ACCOMMODATION OF INTERESTS AND ABILITIES**  
**SUMMARY PROGRAM CHART 1**

KHSAA  
 Form T1  
 Rev.12/07

**Participation Opportunities Test One**

		(Column 1)	(Column 2)	(Column 3)	(Column 4)
	Program	Enrollment	Percentage of Total Enrollment	Number of Interscholastic Participants (double and triple count)	Percentage of Total Participation
Row 1	<b>GIRLS</b>	695	50.1%	231	37.3 %
Row 2	<b>BOYS</b>	692	49.9%	389	62.7 %
Row 3	<b>Totals</b>	1387	100%	620	100%

Instructions:

\*Number of 8<sup>th</sup> grade students & below used in Column 3 and Column 4 calculations if applicable: 63

- 1) Determine the total number of girls enrolled, (place in Row 1, Column 1). Determine the total number of boys enrolled, (place in Row 2, Column 1).
- 2) Add the total number of girls and boys enrolled to determine total enrollment, (place in Row 3, Column 1).
- 3) Calculate the percentage of total enrollment that is female. (Divide Row 1, Column 1 by Row 3, Column 1 and place in Row 1, Column 2.) Calculate the percentage of total enrollment that is male. (Divide Row 2, Column 1 by Row 3, Column 1 and place in Row 2, Column 2.) Note: Row 1, Column 2 plus Row 2, Column 2 should total 100%.
- 4) Ask the head coaches to review the most updated eligibility or squad lists for their teams. Ask coaches to confirm the names of those individuals who are on the team as of the first **date of regular season competition**, and cross out the names of those who were cut from the team or quit the team prior to the first regular season competitive event. Determine the total number of interscholastic athletics participants that are girls, (and place in Row 1, Column 3). In order to determine the total number of athletics participants, an individual should be counted each time he or she participates on a team. For example, if Jane Doe competes on the varsity volleyball team, the junior varsity volleyball team, the junior varsity basketball team, and the varsity softball team, she should be counted as four participants (**do not include club or intramural sports participants, cheerleaders, dance teams, or pom squads**). Calculate the same way for boys and girls. \* In addition, should 8<sup>th</sup> grade students and below play on a Freshman, Junior Varsity, or Varsity team, they should also be counted for each team and sport on which they participate. If applicable, please asterisk the above notation as to how many 8<sup>th</sup> grade students & below are included in the totals.  
 Using the same procedure, determine the total number of interscholastic athletic participants that are boys, (and place in Row 2, Column 3). Add Row 1, Column 3 plus Row 2, Column 3 to get total participants and place in Row 3, Column 3.
- 5) Calculate the percentage of female participation. (Row 1, Column 3 divided by Row 3, Column 3 and place in Row 1, Column 4.)  
 Calculate the percentage of male participation. (Row 2, Column 3 divided by Row 3, Column 3 and place in Row 2, Column 4.) Note: Row 1, Column 4 plus Row 2, Column 4 should total 100%.

Note: While being within three percent is not a formal compliance standard; if the percent listed in Row 1, Column 4 is within 3% of Row 1, Column 2, then it provides a good target within which compliance is likely.

Principal's Signature:  Date: April 14, 2008



**2007-2008**  
**ACCOMMODATION OF INTERESTS AND ABILITIES**  
**SUMMARY PROGRAM CHART 2**

KHSAA  
 Form T2  
 Rev. 12/07

**Participation Opportunities Test Two**

		Column 1	Column 2	Column 3	Column 4	Column 5
Program		Number of Teams Currently Offered	Number of Participants	Number of Teams Added Since the beginning of the 2003-2004 School Year	Current Number of Participants for each team added Since the beginning of the 2003-2004 School Year	Percent of Total Participation By Sex Added Since the beginning of the 2003-2004 School Year
<b>GIRLS</b>	Row 1	varsity:	9	140	---	2 (Female Wrestlers)
	Row 2	j.v.:	4	61	---	---
	Row 3	frosh:	2	30	2	30
	Row 4	total:	15	231	2	32
<b>BOYS</b>	Row 5	varsity:	10	241	1	23
	Row 6	j.v.:	4	94	0	0
	Row 7	frosh:	3	54	0	0
	Row 8	total:	17	389	1	23

- 1) For Column 1, list the number of interscholastic teams offered for girls and boys at each competitive level (varsity, junior varsity, and freshman). For girls, total each of the entries in Rows 1, 2, and 3 into Row 4. For boys, total Rows 5, 6, and 7 into Row 8.
- 2) For Column 2, list the number of participants at each level. For girls, total each of the entries in Rows 1, 2, and 3 into Row 4. For boys, total Rows 5, 6, and 7 into Row 8. **Note:** The totals in Row 4 for girls and in Row 8 for boys must be the same as the totals in Form T-1, Column 3, Rows 1 and 2 respectively.
- 3) For Column 3, list the number of interscholastic teams that have been added in the last five years at each competitive level. Count each team added during the 5 year period only one time. e.g. Girl's junior varsity soccer was added 3 years ago, count the team only once, not 3 times. For girls, total the entries in Rows 1, 2, and 3 into Row 4. For boys, total Rows 5, 6, and 7 into Row 8.
- 4) For Column 4, list the number of participants that are **currently** on each level of the teams that were added in the last five years. If a team was added previously but no longer exists, there are no current participants to be added for that team. For girls, total the entries in Rows 1, 2, and 3 into Row 4. For boys, total Rows 5, 6, and 7 into Row 8.
- 5) For Column 5, calculate the percentage of participants that have been added in the last five years. For girls, take the number in Column 4, Row 4 and divide by the number in Column 2, Row 4. For boys, take the number in Column 4, Row 8 and divide it by the number in Column 2, Row 8.

Note: If the percentage of current participants added in the last five years is 25% or greater, compliance with Test Two may be possible. If less than 25%, then compliance with Test Three should be analyzed. **CAUTION:** 25% is not a formal compliance standard.

Principal's Signature:  Date: April 14, 2008

**2007-2008**  
**ACCOMMODATION OF INTERESTS AND ABILITIES**  
**SUMMARY PROGRAM CHART 3**


KHSAA  
 Form T3  
 Rev. 12/07

**Participation Opportunities Test Three**

FOR ANY QUESTION ANSWERED "YES" IDENTIFY THE RESPECTIVE SPORT(S).

	GIRLS (Yes / No)		BOYS (Yes / No)
1. For a sport <u>not</u> currently offered in your interscholastic athletics program, is there sufficient interest to form a viable interscholastic team based on participation on an intramural team.	No		No
2 For a sport <u>not</u> currently offered, is there sufficient interest, based on the responses to your most recent Student Interest Survey, to form a viable interscholastic team for a sport not currently offered. If yes, what sport?	No		No
3. For a sport currently offered at the junior varsity or freshman level is there sufficient interest, based on your most recent Student Interest Survey, to form a varsity team not currently offered?	No		No
4. For a sport currently offered at the varsity level only, is there sufficient interest, based on your most recent Student Interest Survey, to form a viable team for a junior varsity or freshman team that is not currently offered?	No		No
5. If you answered YES to question (1), (2), (3), or (4), are there enough high schools in the geographic area offering the sport (at the appropriate level) to allow for the development of a reasonable schedule of competition?	NA		NA

Plans to Address Interest:

Principal's Signature :  Date: April 14, 2008

**2007-2008  
ACCOMODATION OF INTERESTS AND ABILITIES  
SUMMARY PROGRAM CHART 4**

**Levels of Competition Test One**

		Column 1	Column 2	Column 3
Girls	Team Levels	Number of Teams Currently Offered	Number of Participants	Percentage of Participants at Each Level
Row 1	varsity:	9 <i>(but 2 girls wrestle)</i>	140	60.6 %
Row 2	j.v.:	4	61	26.4 %
Row 3	frosh:	2 <i>(No Frosh B'ball, only 3 frosh girls)</i>	30	13.0 %
Row 4	total:		231	100%
<b>Boys</b>				
Row 5	varsity:	10	241	62.0 %
Row 6	j.v.:	4	94	24.2 %
Row 7	frosh:	3	54	13.8 %
Row 8	total:		389	100%

- 1) Column 1, list the number of interscholastic teams offered for girls and boys at each competitive level; varsity, junior varsity, and freshman. (Refer to Form T-2, Accommodation of Interests and Abilities, Summary Program Chart 2, Column 1.)
- 2) For Column 2, list the number of participants at each level. For girls, total the entries in Rows 1, 2, and 3 into Row 4. For boys, total the entries in Rows 5, 6, and 7 into Row 8. (Refer to Form T-2, Accommodation of Interests and Abilities, Summary Program Chart 2, Column 2.)
- 3) For Column 3, calculate the percentage of female and male participants at each level.  
For girls' varsity, junior varsity, and frosh, respectively:
  - Divide Column 2, Row 1 by Column 2, Row 4, and place the percentage in Column 3, Row 1
  - Divide Column 2, Row 2 by Column 2, Row 4, and place the percentage in Column 3, Row 2.
  - Divide Column 2, Row 3 by Column 2, Row 4, and place the percentage in Column 3, Row 3.
  -
 For boys' varsity, junior varsity, and frosh, respectively:
  - Divide Column 2, Row 5 by Column 2, Row 8, and place the percentage in Column 3, Row 5.
  - Divide Column 2, Row 6 by Column 2, Row 8, and place the percentage in Column 3, Row 6.
  - Divide Column 2, Row 7 by Column 2, Row 8, and place the percentage in Column 3, Row 7.

Principal's Signature: 

Date: April 14, 2008

**2007-2008 KHSAA TITLE IX ATHLETICS AUDIT**  
**Checklist - Overall Interscholastic Athletics Program**


KHSAA  
 Form T41  
 Rev. 12/07

**DIRECTIONS:**

For the Areas of Compliance (Opportunities and Benefits) listed on the left hand side of the page, place a checkmark under the appropriate column identifying whether your school provided an advantage to the Girls' Program, or to the Boys' Program or to Neither Program. A review of T-35 and T-36 spending patterns might be helpful in completing this form.

Areas of Compliance:	ADVANTAGE TO:		
	GIRLS' PROGRAM	BOYS' PROGRAM	NEITHER PROGRAM
<b>OPPORTUNITIES</b>			
Accommodation of Interest and Abilities			X
<b>BENEFITS</b>			
Equipment and Supplies			X
Scheduling of Games and Practice Time			X
Travel and Per Diem Allowances			X
Coaching			X
Locker Rooms, Practice and Competitive Facilities			X
Medical and Training Facilities and Services			X
Publicity			X
Support Services			X
Athletic Scholarships			NA
Tutoring			X
Housing and Dining Facilities and Services			NA
Recruitment of Student Athletes			NA

If an advantage is shown, corrective action should be shown on T-60 (Corrective Action Plan).

Principal's Signature:  Date: April 14, 2008



**2007-2008 INTERSCHOLASTIC  
ATHLETICS SURVEY**  
Summary of Student Responses

KHSAA  
Form T63  
Rev.12/07

School Name: Apollo High School

Enrollment  
(9-12 Grade): 1389 (SHOULD AGREE WITH FORM T-1, COLUMN 1, ROW 3)

Number of 9-11 Grade Students Surveyed: 1,054

Number of 8<sup>th</sup> Grade Students Surveyed: 302

Date: April 11, 2008

Completed By: Jon Boultinghouse

**Instructions:**

1. Summarize the Student Athletics Interest Surveys Form T-61 by listing the total number of responses on the line next to each sport.
2. Under the Other Category please provide a listing of the sports as well as the number of students who are interested in participating.
3. Please sign and date this Summary Form (T-63) and mail this Summary Form only to the KHSAA by April 15, 2008. Do not mail the student surveys (Form T-61). However, these Forms should be maintained in your files in the event they are requested subsequently.

1,689 Number of Surveys

1,444 Total Returned (*A minimum of 80% return is expected*)

8-12 Grades Surveyed (*Should be grades 9-11 and 8<sup>th</sup> grade if school has a feeder system*)

How Was The Survey Administered? Given in 1<sup>st</sup> White Block Class  
(e.g. was it given in all English classes, or all home rooms, or advisee/advisor?)

**KHSAA Sanctioned Fall Sports** (*List Total Number of Participation Responses*)

49 Cross Country (Girls)

60 Cross Country (Boys)

229 Football (Boys)

43 Golf (Girls)

53 Golf (Boys)

140 Soccer (Girls)

73 Soccer (Boys)

149 Volleyball (Girls)

**Winter Sport** (*List Total Number of Participation Responses*)

Form T-63  
Rev. 12/07

<u>120</u>	Basketball (Girls)
<u>231</u>	Basketball (Boys)
<u>93</u>	Indoor Track (Girls)
<u>67</u>	Indoor Track (Boys)
<u>94</u>	Swimming & Diving (Girls)
<u>30</u>	Swimming & Diving (Boys)
<u>69</u>	Wrestling (Boys)

**Spring Sport** (*List Total Number of Participation Responses*)

<u>179</u>	Baseball (Boys)
<u>171</u>	Fast Pitch Softball (Girls)
<u>89</u>	Tennis (Girls)
<u>61</u>	Tennis (Boys)
<u>136</u>	Track (Girls)
<u>112</u>	Track (Boys)

**Non-KHSAA Championship Sports** (*From Student Survey T-61 Question 10*)

<u>214</u>	Archery
<u>65</u>	Field Hockey
<u>263</u>	Bowling
<u>20</u>	Gymnastics (Boys)
<u>124</u>	Gymnastics (Girls)
<u>108</u>	Ice Hockey
<u>127</u>	Lacrosse (Boys)
<u>91</u>	Lacrosse (Girls)
<u>165</u>	Rifle
<u>134</u>	Rodeo
<u>141</u>	Slow Pitch Softball
<u>106</u>	Volleyball (Boys)
<u>6</u>	Water Polo
<u>137</u>	Weightlifting

**Number of Students who participate in Intramural Sports**

(*From Student Survey T-61 Question 5*)

<u>Sport</u>	<u>Number</u>
<i>Basketball</i>	<i>170</i>
<i>Dodgeball</i>	<i>81</i>
<i>Bowling</i>	<i>33</i>

**List Intramural Sports students are interested in adding:**

*(From Student Survey T-61 Question 6)*

Form T-63

Rev. 12/07

<u>Sport</u>	<u>Number</u>
Football	68
Volleyball	43
Softball	30
Soccer	26

**Participation in Non-School Sports Activities**

*(From Student Survey T-61 Question 7)*

<u>Sport</u>	<u>Number</u>
Basketball	73
Softball	67
Soccer	65
Baseball	48
Volleyball	37


**Reasons for not participating in interscholastic athletics**

*(From Survey Question 8)*

- 148 I prefer other activities such as band, chorus, etc.
- 228 I don't have time
- 79 The practice schedules and game times are inconvenient
- 71 The sport I like isn't offered
- 68 It's too expensive
- 39 I prefer to participate in club or intramural sports
- 212 Working
- 127 Other:

Student Suggestions to encourage participation

Better promotion of sports; Offer more sports; More flexible practice/game schedules; Promote the health benefits; Provide transportation; Make the sport more fun and less serious



Principal's Signature


**April 14, 2008**

Date

**2007-2008  
ACTUAL EXPENDITURES - PROGRAM COMPARISON CHART 1  
TO INCLUDE BOOSTER CLUB FUNDING**

	equipment and supplies		travel		awards		coaches' salaries (to include supplemental and extended employment; dollar amount required)	# Coaches for all levels / # Teams for all levels	facilities improvements		publications (if sport-specific)	
	School	Booster	School	Booster	School	Booster			School	Booster	School	Booster
G basketball	\$9,157		\$3,142		\$ 39		\$26,549	5	3			
B basketball	\$15,365		\$6,020		\$498		\$24,451	5	3			
G softball	\$11,606		\$3,175		\$248		\$10,783	3	3			
B baseball	\$11,662		\$11,576		\$495		\$10,783	3	3	\$4,363		
G cross country	\$2,443		\$ 871		\$667		\$2,455	1	1			
B cross country	\$3,841		\$1,903		\$427		\$2,455	1	1			
G golf	\$1,836		\$ 153		\$ 15		\$2,455	1	1			
B golf	\$2,518		\$ 178		\$ 126		\$2,455	1	1			
G soccer	\$6,998		\$ 622		\$376		\$10,166	4	2			
B soccer	\$4,737		\$ 51		\$143		\$9,828	3	2			
G swimming	\$ 688		\$467		\$131		\$2,455	1	1			
B swimming	\$ 688		\$467		\$131		\$2,455	1	1			

1. Total expenditures on T-35 and T-36 on the 2007-2008 year report due by April 15, 2008, should reflect the total monies spent (rounded off to nearest dollar) for the entire-school year of 2006-2007 ending June 30, 2007.
2. Booster Club Funding/Contributions must be included in the above expenditures total. (Note: It is illegal for coaches to be paid by Booster Clubs - Reference KHSAA Bylaw 27)

Principal's Signature: 

Date: April 14, 2008




**2007-2008  
ACTUAL EXPENDITURES - PROGRAM COMPARISON CHART 2  
TO INCLUDE BOOSTER CLUB FUNDING**

	equipment and supplies		travel		awards		coaches' salaries (to include supplemental and extended employment; dollar amount required)		facilities improvements		publications (if sport-specific)	
	School	Booster	School	Booster	School	Booster	School	Booster	School	Booster	School	Booster
G track	\$2,577		\$ 744		\$ 409		\$8,328		2	1	\$ 675	
B track	\$1,665		\$1,561		\$ 73		\$8,328		2	1	\$ 675	
G tennis	\$1,102		\$ 164		\$ 82		\$3,223		2	1	\$ 106	
B tennis	\$1,102		\$ 164		\$ 82		\$2,455		1	1	\$ 106	
G volleyball	\$18,191		\$2,951		\$ 561		\$13,905		6	3		
B wrestling	\$4,020		\$ 400		\$ 107		\$2,455		1	1		
G (list sport)												
B football	\$36,100		\$4,523		\$ 557		\$35,784		7	3		
G (list sport)												
B (list sport)												

- Total expenditures on T-35 and T-36 on the 2007-2008 year report due by April 15, 2008, should reflect the total monies spent (rounded off to nearest dollar) for the entire school year of 2006-2007 ending June 30, 2007.
- Booster Club Funding/Contributions must be included in the above expenditures totals. Indicate percentage of total expenditures for each gender: (if disparities are obvious, list on your Corrective Action Plan (T-60) what action you will take to correct the problem).

Gender	Expenditures	Percentage
Boys	\$ 217,773	59.1 %
Girls	\$ 150,515	40.9 %
<b>Total:</b>	<b>\$ 368,288</b>	<b>100 %</b>

Principal's Signature:  Date: April 14, 2008

\$992

SCHOOL NAME

2007-2008  
TITLE IX

KHSAA  
Form T69  
Rev.12/07

Apollo High School

CORRECTIVE ACTION PLAN

*DIRECTIONS:*

1. For Column 1, indicate the intended area (Opportunities or Benefits) which needs corrective action in order to achieve gender equity. For Column 2, write the suggested change or activities that will correct the area in need of alteration. For Column 3, include the estimated completion date for the changes or activities.
2. It is possible to attain compliance with Title IX and no longer need "corrective" action. However, the KHSAA strongly encourages compliant schools to identify items for improvement (Column 1), activities to accomplish the improvement (Column 2) and a timetable for completion (Column 3) that will strengthen the athletic program.
3. You may copy this form as needed. Please attach corrective action plans along with audit forms and submit by April 15, 2008.

COLUMN 1	COLUMN 2	COLUMN 3
ITEM FOR CORRECTION/ IMPROVEMENT	SUGGESTED CHANGE/ ACTIVITIES	TIME TABLE FOR CORRECTIVE ACTION/ OR COMPLETION DATE
Utilization of the Big Gym and Auxiliary Gym	Creation of an online program for scheduling purposes. Head Coaches may view calendar online and then request gym time via the A.D.	Implemented 2007-2008 School Year (completed)
Re-establish freshmen girls basketball team	Numbers in girls basketball were extremely low this year. Our plan is to promote our girls basketball program at the middle schools to have a freshmen team for the 2008-2009 school year.	Implemented 2008-2009 School Year

Principal's Signature: 

Date: April 14, 2008